

commitment to
excellence



VALVES

VALVES



about us

With the "COMMITMENT TO EXCELLENCE" drive, NVR is becoming a foremost name in bronze, brass, cast iron, cast steel and forged steel valves for domestic and industrial applications.

Having the most modern manufacturing and testing facilities "NVR" valves are perfectly designed and made out of selected raw material as per the required standards and specifications starting from raw material section up to the final finished products. "NVR" valves are manufactured under stringent test. The continuous research and development have elevated the products to unique standards of precision and excellence. Placing a firm emphasis on quality, rigorous standards of inspection are exercised at every stage of production to ensure that each and every product confirms to an embodiment of engineering perfection.

NVR products are approved by various quality institutions, Govt and semi government departments and eminent industrial houses in the country. Thus "NVR" valves has an inbuilt culture of excellence and most important of all. A natural flow for anticipating a bright future for all times to come.

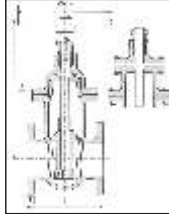


VALVES

C.I. SLUICE VALVE



IS:14846, PN 1.6



Sizes		Dimensions			
mm	Inch.	L	H	T	D
50	2"	178	365	16	165
65	2½"	190	380	15	185
80	3"	203	425	21	200
100	4"	229	470	22	220
125	5"	254	485	22.5	250
150	6"	267	595	23	285
200	8"	292	725	24.5	340
250	10"	330	835	26	395
300	12"	356	910	27.5	445

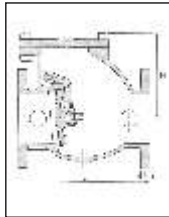
Parts Name	Material	Specifications
Body, Bonnet, Gland & Thrust Plate	Cast Iron	IS 210 FG 200
Wedge & Stuffing Box	Cast Iron	IS 210 FG 200
Handwheel	Cast Iron	IS 210 FG 200
Stem	Stainless Steel/Brass	IS 7604
Bolts & Nuts	Carbon Steel	IS 1363
Wedge Nut & Wedge Ring	Bronze	IS 318 Gr. LTB 2
Body Seat Ring	Bronze	IS 318 Gr. LTB 2
Gland Packing	Jute/Hemp	IS 5414
Gasket	Rubber	IS 638 Type B

Test Pressure (Hydraulic) Seat : 1.6 Mpa. Shell : 2.4 Mpa

CAST IRON NON-RETURN VALVE SWING TYPE (Reflux Valve)



IS:5312, PART-1 Flanged ends as per IS-1538



Sizes		Dimensions			
mm	Inch.	L	H	T	D
50	2"	203	130	16	165
65	2½"	216	142	16	185
80	3"	241	160	21	200
100	4"	292	180	22	220
125	5"	330	212	22.5	250
150	6"	356	220	23	285
200	8"	495	260	24.5	340
250	10"	622	350	26	395
300	12"	698	----	27.5	445

Parts Name	Material	Specifications
Body, Cover & Hinge	Cast Iron	IS 210 FG 200
Body Seat Ring	Bronze	IS 318 Gr. LTB 2
Disc	Cast Iron	IS 210 FG 200
Disc Face Ring	Rubber	IS 638 Type B
Hinge Pin	Stainless Steel	IS 7604
Washer	Carbon Steel	IS 1363
Side Plug	Stainless Steel	IS 7604
Gasket	Rubber	IS 638 Type B
Stud & Nuts	Carbon Steel	IS 1363

Test Pressure (Hydraulic) Seat : 1.6 Mpa. Shell : 2.4 Mpa

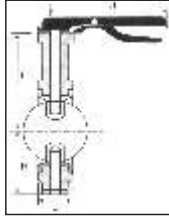


VALVES

BUTTERFLY VALVE



CLASS-125, PN 1.0/1.6 Mpa



Sizes		Dimensions			
mm	Inch.	L	H	H1	L/L
40	1½"	33	55	100	180
50	2"	43	63	126	180
65	2½"	46	70	140	265
80	3"	46	78	135	265
100	4"	52	90	144	265
125	5"	56	110	160	265
150	6"	56	120	180	265
200	8"	60	160	220	
250	10"	68	210	265	
300	12"	78	240	290	

GEAR OPERATED

Parts Name	Material	Specifications
Body	Cast Iron	IS 210 FG 200
Bush	PTFE	BSEN 12086
Disc	S.G. Iron/Stainless Steel	ASTM A 536
Liner	EPDM/Linear	IS 5192-1
Lock Plate	Carbon Steel	IS 2062
Bolts & Nuts	Carbon Steel	IS 1367
Lever & Lever Lock Screw	Carbon Steel	BS 960
Upper & Lower Stem	Stainless Steel	IS 7604
Dowel Pin	Carbon Steel	BS 1574

Test Pressure (Hydraulic) Seat : 1.6 Mpa. Body : 2.4 Mpa

C.I. BALL VALVE FLANGED



CLASS-125



Sizes		Dimensions			
mm	Inch.	L	H	L/L	T
15	1/2"	178	53	110	12.7
20	3/4"	190	60	125	12.7
25	1"	203	65	125	12.7
32	1¼"	229	80	180	16
40	1½"	254	85	220	16
50	2"	267	100	220	19
65	2½"	292	125	270	19
80	3"	330	135	320	19
100	4"	356	155	320	22.2

Parts Name	Material	Specifications
Body, Cover & Hinge	Cast Iron	IS 210 FG 200
Body Seat Ring	Bronze	IS 318 Gr. LTB 2
Disc	Cast Iron	IS 210 FG 200
Disc Face Ring	Rubber	IS 638 Type B
Hinge Pin	Stainless Steel	IS 7604
Washer	Carbon Steel	IS 1363
Side Plug	Stainless Steel	IS 7604
Gasket	Rubber	IS 638 Type B
Stud & Nuts	Carbon Steel	IS 1363

Test Pressure (Hydraulic) Seat : 1.6 Mpa. Body : 2.4 Mpa Air Seat : 7 Kg/cm²




VALVES

C.I. BALL VALVE (Screwed)



CLASS-125



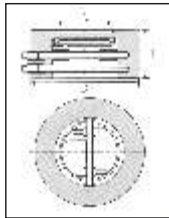
Sizes		Dimensions				BSP Tapping
mm	Inch.	L	H	L/L		
15	1/2"	75	53	110	1/2"	
20	3/4"	86	60	125	3/4"	
25	1"	93	65	125	1"	
32	1 1/4"	106	80	180	1 1/4"	
40	1 1/2"	118	85	220	1 1/2"	
50	2"	136	100	220	2"	
65	2 1/2"	162	125	270	2 1/2"	
80	3"	184	135	320	3"	
100	4"	220	155	320	4"	



Parts Name	Material	Specifications
Body, Cover & Hinge	Cast Iron	IS 210 FG 200
Connector	Cast Iron	IS 210 FG 200
Stem	Stainless Steel	IS 7604
Gland Nut	Carbon Steel	IS 1367
Gland Packing	PTFE	BS EN 12086-1
Ball	Stainless Steel	IS 7604
Teflon Ring	PTFE	BS EN 12086-1
Nuts	Carbon Steel	IS 1363
Lever	Carbon Steel	IS 1367

Test Pressure (Hydraulic) Seat : 1.6 Mpa. Shell : 2.4 Mpa Air Seat 7 Kg/cm²

CAST IRON DUAL PLATE CHECK VALVE



Sizes		Dimensions		
mm	Inch.	L	D	C
50	2"	55	101	50
65	2 1/2"	55	120	65
80	3"	60	130	80
100	4"	65	170	100
125	5"	72	190	125
150	6"	95	215	150
200	8"	110	275	200
250	10"	185	335	250
300	12"	190	405	300



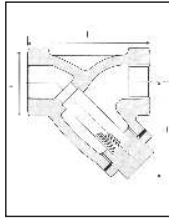
Parts Name	Material	Specifications
Body	Cast Iron	IS 210 FG 200
Pin	Stainless Steel	IS 7604
Washer	Stainless Steel	IS 7604
Spring	Stainless Steel	IS 7604
Flap	S.G.Iron/Stainless Steel	ASTM A536/ASMT A351
Hook	Carbon Steel	IS 1367

Test Pressure (Hydraulic) Seat : 16 Kg/cm² Shell : 24 Kg/cm²



VALVES

CAST IRON 'Y' TYPE STRAINER (Screwed)




Sizes		Dimensions		
mm	Inch.	L	H	BSP Tapping
15	1/2"	70	55	1/2"
20	3/4"	90	60	3/4"
25	1"	105	77	1"
32	1 1/4"	125	93	1 1/4"
40	1 1/2"	160	114	1 1/2"
50	2"	188	130	2"
65	2 1/2"	210	140	2 1/2"



Parts Name	Material	Specifications
Body & Cover	Cast Iron	IS 210 FG 200
Strainer	Stainless Steel	IS 7604
Gasket	Steam Jointing Sheet	IS 2712 Gr. W/3

Test Pressure (Hydraulic) 21.1 Kg/cm²

CAST IRON 'Y' TYPE STRAINER (Flanged)



Sizes		Dimensions		
mm	Inch.	L	H	T
40	1 1/2"	165	123	16
50	2"	200	150	19
65	2 1/2"	212	180	19
80	3"	260	230	19
100	4"	298	275	22.2
125	5"	350	310	25.4
150	6"	385	360	25.4
200	8"	520	440	28.6
250	10"	625	520	28.6
300	12"	750	570	32



Parts Name	Material	Specifications
Body & Cover	Cast Iron	IS 210 FG 200
Strainer	Stainless Steel	IS 7604
Gasket	Steam Jointing Sheet	IS 2712 Gr. W/3
Bolts & Nuts	Carbon Steel	IS 1363

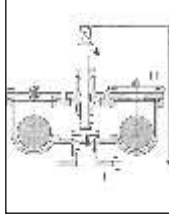
Test Pressure (Hydraulic) 21.1 Kg/cm²



VALVES

CAST IRON DOUBLE AIR VALVE

Flanged Ends as per IS:1538



Sizes		Dimensions			
mm	Inch.	A	B	T	H
40	1½"	442	210	16	196
50	2"	442	210	16	196
80	3"	504	236	21	255
100	4"	634	280	22	290
150	6"	862	430	24	290
200	8"	988	506	24.5	310

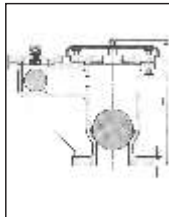


Parts Name	Material	Specifications
Body	Cast Iron	IS 210 FG 200
Cover	Cast Iron	IS 210 FG 200
Cowl	Cast Iron	IS 210 FG 200
Floats	Timber Core with Rubber Coating	--
Small Orifice	Cast Steel Rubber Coated	IS 7604 & IS 938 Type B
Large Orifice	Cast Iron Rubber Coated	IS 210 FG 200 & IS 938 Type B
Bolts & Nuts	Carbon Steel	IS 1363

Test Pressure (Hydraulic) Seat : 16 Kg/cm²

C.I. KINETIC AIR VALVE (Flanged)

Flanged Ends as per IS:1538



Sizes		Dimensions			
mm	Inch.	A	B	T	H
25	1"	150	260	16	210
40	1½"	196	324	16	260
50	2"	211	352	16	280
80	3"	236	373	21	305
100	4"	280	424	22	360
150	6"	450	674	24	487
200	8"	506	739	24.5	700



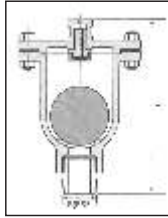
Parts Name	Material	Specifications
Body	Cast Iron	IS 210 FG 200
Cover	Cast Iron	IS 210 FG 200
Cowl	Cast Iron	IS 210 FG 200
Floats	Timber Core with Rubber Coating	--
Small Orifice	Cast Steel Rubber Coated	IS 7604 & IS 938 Type B
Large Orifice	Cast Iron Rubber Coated	IS 210 FG 200 & IS 938 Type B
Bolts & Nuts	Carbon Steel	IS 1363

Test Pressure (Hydraulic) Seat : 16 Kg/cm²



VALVES

CAST IRON SINGLE AIR VALVE (Screwed)



Sizes		Dimensions	
mm	Inch.	H	B(BSP)
15	1/2"	196	1/2"
20	3/4"	196	3/4"
25	1"	255	1"
32	1 1/4"	290	1 1/4"
40	1 1/2"	290	1 1/2"
50	2"	310	2"

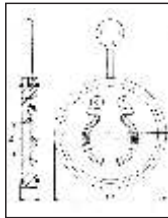


Parts Name	Material	Specifications
Body	Cast Iron	IS 210 FG 200
Cover	Cast Iron	IS 210 FG 200
Cowl	Cast Iron	IS 210 FG 200
Floats	Timber Core with Rubber Coating	--
Small Orifice	Stainless Steel Rubber Coated	IS 7604
Bolts & Nuts	Carbon Steel	IS 1363
Hex. Nipple	Carbon Steel	IS 1367

Test Pressure (Hydraulic) Seat : 16Kg/cm²

WAFER TYPE CHECK VALVE

Sizes		Dimensions		
mm	Inch.	C	B	A
40	1 1/2"	24	102	20
50	2"	30	110	20
65	2 1/2"	40	132	20
80	3"	52	145	20
100	4"	71	160	20
125	5"	110	188	22
150	6"	114	220	23
200	8"	157	270	25
250	10"	195	325	26
300	12"	230	370	38



Parts Name	Material	Standard
Hook	Steel	--
Body	CI / MS / SS	All Grades
Disc	S.G Iron / MS / SS	All Grades
Outer & Inner Body Lining	EPDP / Nitrile	IS 5192-1
Screw	SS / MS	All Grades

Test Pressure (Hydraulic) Seat : PN 10 / PN 16

VALVES



Manufactured By : MAC INTERNATIONAL
Jalandhar -144 004 (INDIA).

www.nvr fittings.com